Mature Life Institute

The effect of Safe Community programs on Subjective Safety

~ from a case of Kameoka, Japan~

Yoko Shiraishi
Ritsumeikan University
Mature Life Institute

Context

1. Purpose of the study
2. Background
3. Methodology
4. Results
5. Discussion

Future Tasks

2

1. PURPOSE OF THE STUDY

3

To See the effect of "Safe Community" on **subjective safety** & **community bond** in the Japanese context

More possibility of introducing SC to municipalities & communities in the Japanese context

4

2. BACKGROUND

(1) Increasing concern about safety
→ especially subjective safety

(2) Improving awareness of importance of community bond

5

(0) Safe Community in Japan

Kameoka was designated as #132 SC in March 2008

Supported by Kyoto Prefecture

Revitalization of community by strengthen community bond

Community Safety Promotion → subjective

Decline in expenses for Medical and welfare program

6

(1) Increasing Concern about safety

Japan have achieved to high standard for safety (→objective)?

BUT

Subjective safety becomes more concerned

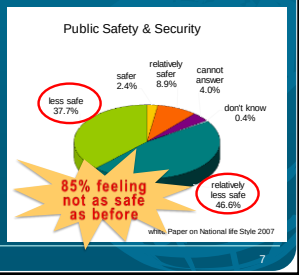

(2) Weakened Community Bond

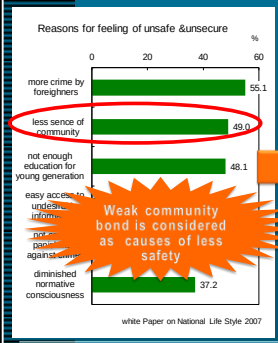

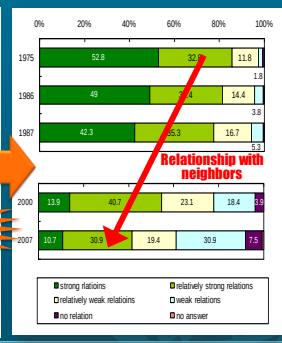

- Community bond is considered as one of components which maintain/ improve community safety and its betterment
- Potential of the mechanism for community revitalization is found in the SC model because of its fundamental concept;
  → collaboration with various actors in the community

3. METHODOLOGY

A case of Kameoka City
- Observation Research
- Household Surveillance

(1) Observation Research
- Activities of various actors in the community; governments, neighborhood association, residents…
- Change in relationship among relevant actors

(2) Household Surveillance
- Conducted in March 2009, two years after the intervention of SC programs
- Compared to the previous survey in 2007

- Analysis focusing on community bond and subjective safety.
- No research on objective safety → need another few years of data.

4. RESULT

(1) Observation Research

Observe the process of pursuing the SC programs in a pilot area of Shino-cho

① Community ⇔ ④Evaluation of ...ms

The Cycle of 'S+PDCA'
(See+Plan+Do+Check+Action)
is being established

→ ③ Intervention

13

① Community Diagnosis

《Priority Setting》

- Statistics from gov't , Police, Fire department, Public Health Center
- Questionnaire Surveillance
- Workshop

→
- Elderly Safety
- Children's safety
- Traffic Safety
(Disaster response)

《Finding Social Resources 》

- Public Services
- Activities, organizations, community groups, individuals
- Facilities

→
- Fall Prevention
- School guard
- Traffic Safety
- Crime prevention

. . . . .

14

② Program Planning & ③Intervention

(B) **Utilize** programs for different purposes

(A) **Connect** similar programs

(C) **Make** new programs

SC Programs

15

Safe Elderly → Fall Prevention

B. Utilization

- Police safe traffic
- Fire Dept. Fire prevention
- Senior Club Activities

Fall prevention exercise

A. Connection

- Exercise Classes
- Care services
- Barrier free program in the Public
- Home Renovation

16

C. Create new programs

	Ongoing Programs	New Programs
Elderly	○Public services ○Watch over program	●Ai-Ai network (Mutual support program) ●Support programs for the Fall Prevention exercise
Children	○Watch over program for children ○School guard programs	●welcome home program on Wednesday ●Safe Kids program
Traffic Safety	○Watch over program	●Shino-Safety Map
Disaster response	○Disaster Drill ○ Emergency Map	
Others	○anticrime patrols	●Patrol for safety by 10,000 residents

17

(2) Household Surveillanve

≒ ④ Assessment/Evaluation

→ After two years of intervention

Area : Shino-Cho (a pilot area of SC)

Date: Feb. 15 ~ March 10, 2009

Distribution: 5,763 households (complete enumeration)

Collection: 3,937 samples collected by the neighborhood self governing association

- Collection rate : 38.9%

(valid response;3,929 samples;38.2%)

18

Result① Profile of respondents

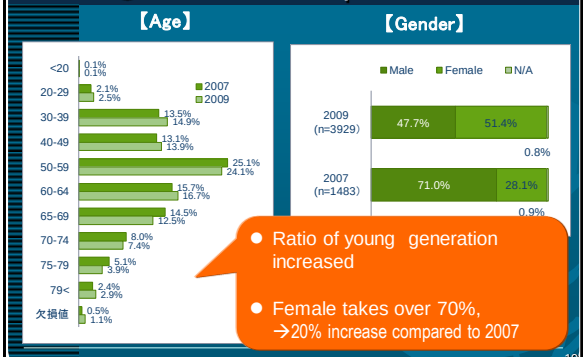

- Ratio of young generation increased
- Female takes over 70%, →20% increase compared to 2007

19

Result② Socialization and S-Safety

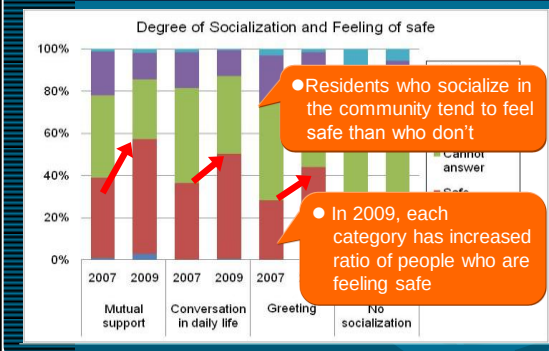

- Residents who socialize in the community tend to feel safe than who don't
- In 2009, each category has increased ratio of people who are feeling safe

20

Result③ C. activities & S-Safety

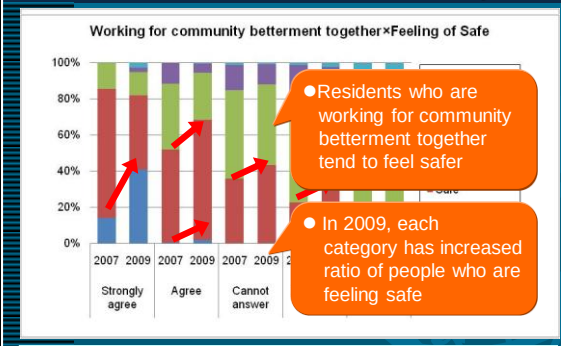

- Residents who are working for community betterment together tend to feel safer
- In 2009, each category has increased ratio of people who are feeling safe

21

Result④ Involvement & Interest to the Community activities

- Among who are interested in or involved in those activities, more people become to feel safe

22

5. DISCUSSION

23

- The community becomes to work for safety in collaboration with various actors
  Individual /Sectional → Cooperative
- More connection/ involvement in community through SC activities has raised subjective safety among residents

24

Future task

1. Questionnaire Surveillance
   - Importance of comparison with a control group
   - Possibility of effect by collecting by hand
     → feeling of obligation might result in increase of collection rate
2. Evaluation of Objective Safety
   - Planning after accumulation of another few years of data

25

Mature Life Institute

Thank you for your attention

ご清聴ありがとうございました